


# 1.8° Size 39mm Hybrid Stepping Motor

A8

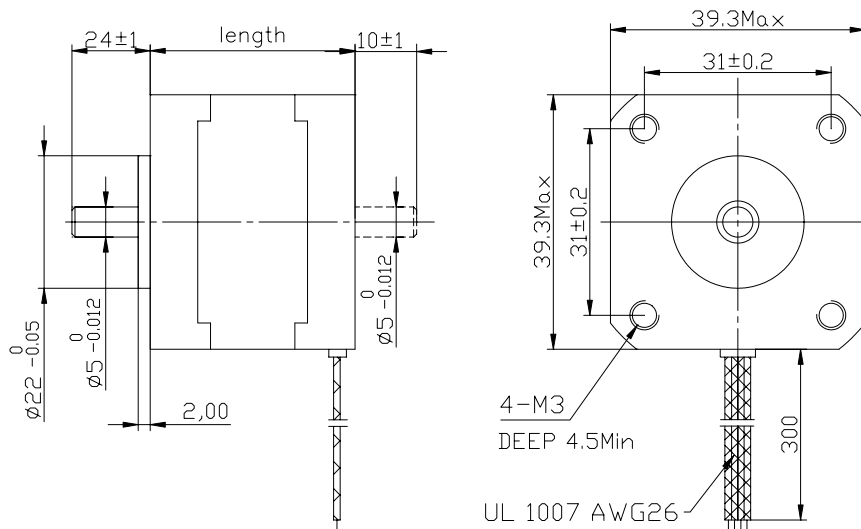
Item	Specifications
Step Angle	1.8°
Step Angle Accuracy	±5% (full step, no load)
Resistance Accuracy	±10%
Inductance Accuracy	±20%
Temperature Rise	80° C Max.(rated current,2 phase on)
Ambient Temperature	-20° C~+50° C
Insulation Resistance	100M Ω Min. ,500VDC
Dielectric Strength	500VAC for one minute
Shaft Radial Play	0.02Max. (450 g-load)
Shaft Axial Play	0.08Max. (450 g-load)
Max. radial force	28N (20mm from the flange)
Max. axial force	10N



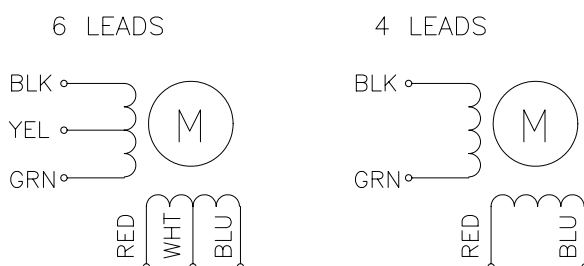
## ● Size 39mm Hybrid Stepping Motor Specifications

Model No.		Rated Voltage	Current /Phase	Resistance /Phase	Inductance /Phase	Holding Torque	# of Leads	Rotor Inertia	Weight	Detent Torque	Length
Single shaft	Double shaft	V	A	Ω	mH	g-cm		g-cm <sup>2</sup>	kg	g-cm	mm
FL39ST20-0404A	FL39ST20-0404B	2.64	0.4	6.6	7.5	650	4	11	0.12	50	20
FL39ST20-0506A	FL39ST20-0506B	6.5	0.5	13	7.5	800	6				
FL39ST34-0404A	FL39ST34-0404B	12	0.4	30	32	2100	4	20	0.18	120	34
FL39ST34-0306A	FL39ST34-0306B	12	0.3	40	20	1300	6				
FL39ST38-0504A	FL39ST38-0504B	12	0.5	24	45	2900	4	24	0.2	180	38
FL39ST38-0806A	FL39ST38-0806B	6	0.8	7.5	6	2000	6				
FL39ST44-0304A	FL39ST44-0304B	12	0.3	40	100	2800	4	40	0.25	250	44

## ● Dimension



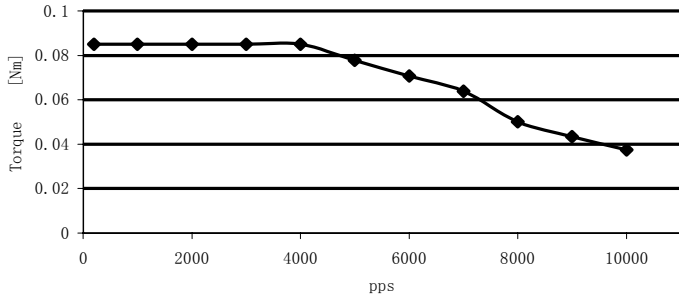
## ● Wiring Diagram



● Pull out Torque Curve

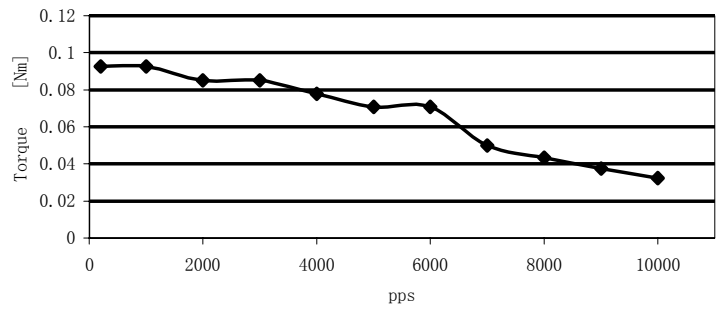
FL39ST20-0404A

VM: 24VDC; 0.445A /Phase () Driver: M415B half step



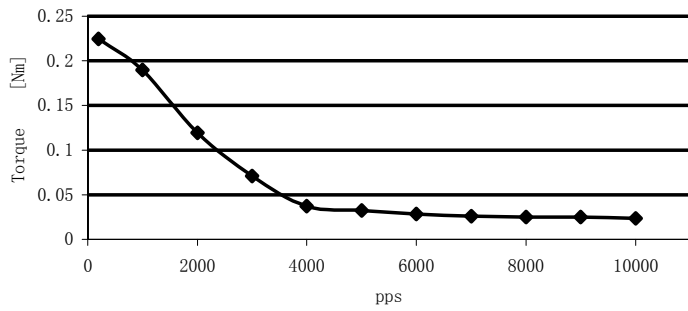
FL39ST20-0506A

VM: 24VDC; 0.5A /Phase () Driver: M325, half step



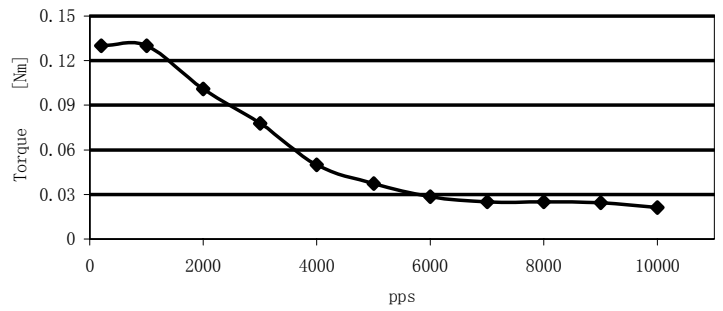
FL39ST34-0404A

VM: 24VDC; 0.445A /Phase () Driver: M415B half step



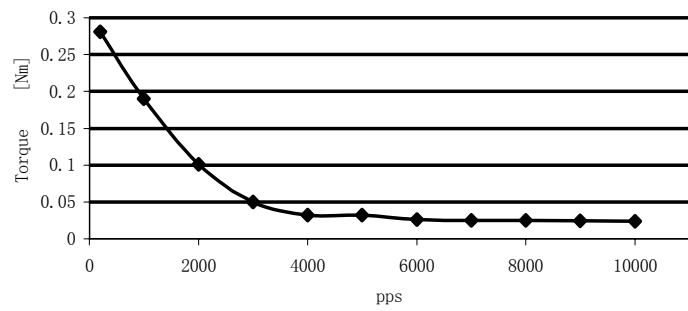
FL39ST34-0306A

VM: 24VDC; 0.226A /Phase () Driver: M415, half step



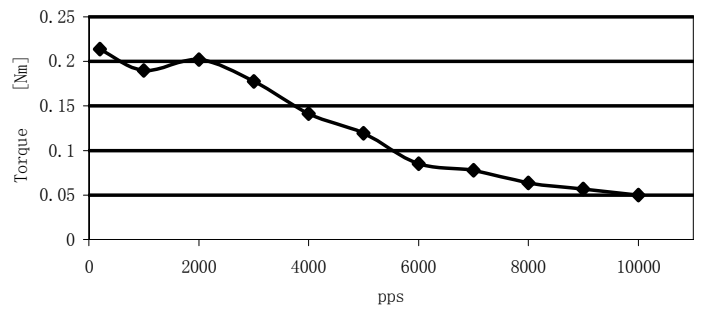
FL39ST38-0504A

VM: 24VDC; 0.502A /Phase () Driver: M325, half step



FL39ST38-0806A

VM: 24VDC; 0.78A /Phase () Driver: M415B half step



FL39ST44-0304A

VM: 24VDC; 0.226A /Phase () Driver: M415, half step

